

# NEXT STATION





## WORKBOOK


2<sup>nd</sup> Edition

Amanda Cant / Mary Charrington

Thelma de Carvalho Guimarães / Denise Santos



# CONTENTS

	VOCABULARY	GRAMMAR	LITERACY
<b>UNIT 1</b> <b>USA</b> pages 4-10	hello, hi, goodbye, bye mom, dad, brother, sister, grandma, grandpa	What's your name? My name's ... This is my ... 	<b>Spelling:</b> a, o, h, t <b>Fiction Reader:</b> The Legend of Bluebonnet <b>Let's Visit:</b> The USA
<b>UNIT 2</b> <b>CHINA</b> pages 11-17	panda, tiger, fish, monkey, elephant, octopus desk, pencil case, board, door, window, clock	What is it? It's a / an ... Is it a / an ... ? Yes, it is. / No, it isn't.	<b>Spelling:</b> u, c, m, d <b>Fiction Reader:</b> Ma Liang and the Magic Brush <b>Let's Visit:</b> China
<b>PLAY TIME UNITS 1 &amp; 2</b> pages 18-19			
<b>UNIT 3</b> <b>RUSSIA</b> pages 20-26	one, two, three, four, five, six, seven, eight, nine, ten pen, pencil, eraser, book, ruler, backpack	How old are you? I'm ... One book. / Two books. One pen. / Three pens.	<b>Spelling:</b> e, i, p, b <b>Fiction Reader:</b> The Enormous Turnip <b>Let's Visit:</b> Russia
<b>UNIT 4</b> <b>SPAIN</b> pages 27-33	teacher, actor, doctor, farmer, cook, artist singer, dancer, taekwondo instructor, engineer, inventor, soccer player	His / Her name's ... He's / She's a / an ... He / She isn't a / an ... Is he / she a / an ... ? Yes, he / she is. / No, he / she isn't.	<b>Spelling:</b> s, y, f, x <b>Fiction Reader:</b> Tío Grillo, the Wizard <b>Let's Visit:</b> Spain
<b>PLAY TIME UNITS 3 &amp; 4</b> pages 34-35			
<b>UNIT 5</b> <b>EGYPT</b> pages 36-42	doll, computer game, teddy bear, robot, bike, kite red, yellow, blue, green, pink, brown, gray, white, black, orange	What are they? They're ... Are they (color)? Yes, they are. / No, they aren't.	<b>Spelling:</b> w, k, g, q, r <b>Fiction Reader:</b> The Prince and His Three Fates <b>Let's Visit:</b> Egypt

	VOCABULARY	GRAMMAR	LITERACY
<b>UNIT 6</b> <b>MEXICO</b> pages 43-49	cat, dog, rabbit, turtle, bird, horse snake, spider, iguana, mouse, frog, hamster	I have a / an ... I don't have a / an ... Do you have a / an ... ? Yes, I do. / No, I don't.	<b>Spelling:</b> l, j, z, v, n <b>Fiction Reader:</b> The Rabbit Ears <b>Let's Visit:</b> Mexico
<b>PLAY TIME UNITS 5 &amp; 6</b> pages 50-51			
<b>UNIT 7</b> <b>INDIA</b> pages 52-58	hair, eyes, ears, nose, mouth, teeth legs, arms, feet, hands, fingers, toes	He / She has ... Does he / she have ... ? Yes, he / she does. / No, he / she doesn't.	<b>Spelling:</b> ll, zz <b>Fiction Reader:</b> The Elephant and Its Nose <b>Let's Visit:</b> India
<b>UNIT 8</b> <b>UK</b> pages 59-65	pool, park, mall, stadium, school, zoo tree, river, beach, mountain, flower, lake	There's a / an ... There isn't a / an ... Is there a / an ... ? Yes, there is. / No, there isn't.	<b>Spelling:</b> ss, ff <b>Fiction Reader:</b> The Key of the Kingdom <b>Let's Visit:</b> The UK
<b>PLAY TIME UNITS 7 &amp; 8</b> pages 66-67			
<b>UNIT 9</b> <b>BRAZIL</b> pages 68-74	apple, banana, pear, orange, pineapple, watermelon eleven, twelve, thirteen, fourteen, fifteen, sixteen, seventeen, eighteen, nineteen, twenty	There's one ... There are (number) ...s. How many ...s are there? There are (number) ...s.	<b>Spelling:</b> ch, sh <b>Fiction Reader:</b> The Frog and The Rabbit <b>Let's Visit:</b> Brazil
<b>UNIT 10</b> <b>JAPAN</b> pages 75-81	table, closet, TV, bed, sofa, chair bedroom, bathroom, living room, kitchen, garage, yard	The ... is in / on / under the ... Where's the ... ? It's in / on / under the ... Where are the ...s? They're in / on / under the ...	<b>Spelling:</b> nk, ng <b>Fiction Reader:</b> Haiku <b>Let's Visit:</b> Japan
<b>PLAY TIME UNITS 9 &amp; 10</b> pages 82-83			
<b>MY DICTIONARY</b> pages 84, D1-D10		<b>PROGRESS RECORD</b> page 95	





**1** Match the words to the picture.

1 hair

d


2 nose

3 ears

4 eyes

5 mouth

6 teeth



**2** Complete the words. Then draw a picture of your face.  
Connect the words to the picture.

1 h\_a\_i\_r\_


2 e\_\_\_\_es

3 ea\_\_\_\_s

4 n\_\_\_\_s\_\_\_\_

5 m\_\_\_\_\_\_th

6 t\_\_\_\_\_\_th





**1** Use the key to color the pictures. Then write.

1 = brown

2 = blue

3 = black



**1** He has blue eyes. **3** He \_\_\_\_\_ hair.

**2** She \_\_\_\_\_ eyes. **4** She \_\_\_\_\_ hair.

**2** Find and paste a picture of a person's face. Then write.

He  
black

She  
blue

brown  
green

\_\_\_\_\_ hair.

\_\_\_\_\_ eyes.







1 Read. Then underline ll and zz.


1

Hello.  
I'm Ella.




2

This is Izzy.  
She's a doll.



3

Izzy's dizzy!



2 Write ll or zz.



1 He \_\_\_\_ o.

I'm E \_\_\_\_ a.



2 This is I \_\_\_\_ y.

She's a do \_\_\_\_ .



3 I \_\_\_\_ y's


di \_\_\_\_ y!

**1** Read and match.

- a** The crocodile doesn't want the elephant to drink from the river.



- b** The crocodile is cruel. The elephant is fearful.



- c** The elephant is now strong and brave. The crocodile now respects the elephant.





# 1 Find and write. Then match the words to the picture.

1 nsdha = h a n d s

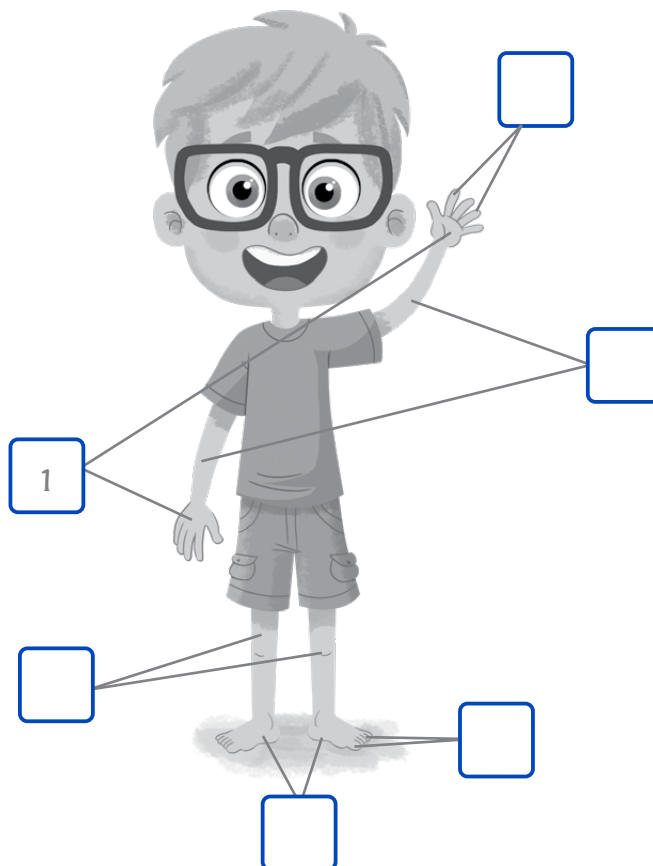
2 steo = \_\_\_\_\_

3 mars = \_\_\_\_\_

4 efte = \_\_\_\_\_

5 grfneis = \_\_\_\_\_

6 glse = \_\_\_\_\_



## 2

Listen and write.

1 Shake your arms,

2 Shake your \_\_\_\_\_,

3 Clap your \_\_\_\_\_,

4 And stamp your \_\_\_\_\_.

5 Touch your \_\_\_\_\_,

6 Touch your \_\_\_\_\_,

7 Close your \_\_\_\_\_,

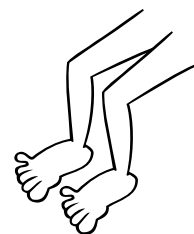

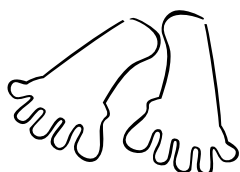
8 And touch your \_\_\_\_\_.

Arms, legs, hands, feet!

Arms, legs, hands, feet!

Ears, toes, eyes, nose!

Ears, toes, eyes, nose!






# 1 Read. Then look and write.


1




2



3



4



Yes, it does.

No, it doesn't.

1 Does it have eight legs?

\_\_\_\_\_.

3 Does it have ten fingers?

\_\_\_\_\_.

2 Does it have hands?

\_\_\_\_\_.


4 Does it have ears?

\_\_\_\_\_.

# 2 Draw the faces of two classmates. Then write.


This is a boy in my class.

His name's \_\_\_\_\_.



This is a girl in my class.

Her name's \_\_\_\_\_.

1 Does he have black hair?

\_\_\_\_\_, he \_\_\_\_\_.

3 \_\_\_\_\_ she have brown hair?

\_\_\_\_\_, she \_\_\_\_\_.

2 Does he \_\_\_\_\_ three ears?

\_\_\_\_\_.

4 Does she \_\_\_\_\_ green eyes?

\_\_\_\_\_.




## UNIT 7 LESSONS 7 AND 8

Let's Visit



**1** Complete. Then color.

big elephant India nose eyes ears



This is an \_\_\_\_\_ from \_\_\_\_\_. It has black \_\_\_\_\_.

Its \_\_\_\_\_ and \_\_\_\_\_ are \_\_\_\_\_.

**2** Look and read. Then connect questions and answers.



**1** Are they Bhangra dancers?

No, he doesn't.

**2** Does the man have his hand on his face?

Yes, they are.

**3** Does the woman have long hair?

Yes, she does.