

# NEXT STATION



## STUDENT'S BOOK

Amanda Cant / Mary Charrington



Thelma de Carvalho Guimarães / Denise Santos

Sarah Elizabeth Sprague

2<sup>nd</sup> Edition



# CONTENTS

Characters and icons pages 4-5		WORLD MAP pages 6-7	
<b>UNIT 1</b> <b>CANADA</b> pages 8-17	<b>VOCABULARY</b> sit down, stand up, talk, clean up, shout, run <i>the alphabet</i>	<b>GRAMMAR</b> Don't shout. Sit down, please. How do you spell ...?	<b>LITERACY</b> <b>Phonics:</b> ake, ate <b>Fiction Reader:</b> The Owl and the Raven <b>Factual Reader:</b> Online magazine <b>Speaking Time:</b> Interview about your country / city
	<b>VOCABULARY</b> second, minute, hour, morning, afternoon, evening get up, have breakfast, go to school, have lunch, have dinner, go to sleep	<b>GRAMMAR</b> What time is it? It's ... o'clock. I ... at ... o'clock.	<b>LITERACY</b> <b>Phonics:</b> ime, ine <b>Fiction Reader:</b> Cat and Mouse in Partnership <b>Factual Reader:</b> Blog post <b>Writing Time:</b> Daily routine blog post
<b>PROGRESS CHECK UNITS 1 &amp; 2</b> pages 28-29		<b>GLOBAL CITIZENSHIP 1</b>  pages 30-31	
<b>UNIT 3</b> <b>KENYA</b> pages 32-41	<b>VOCABULARY</b> sheep, chicken, donkey, duck, goat, cow ladybug, grasshopper, caterpillar, mosquito, butterfly, ant	<b>GRAMMAR</b> This is / That's a / an ... These / Those are ... What's this / that? It's a / an ... What are these / those? They're ...	<b>LITERACY</b> <b>Phonics:</b> one, ose <b>Fiction Reader:</b> A Caterpillar's Voice <b>Factual Reader:</b> Ad (on billboard) <b>Speaking Time:</b> Conversation (expressing uncertainty)
	<b>VOCABULARY</b> peppers, carrots, potatoes, onions, beans, tomatoes cookies, French fries, hamburgers, sandwiches, popsicles, pancakes	<b>GRAMMAR</b> Do you like ...? Yes, I do. / No, I don't. I like ... I don't like ...	<b>LITERACY</b> <b>Phonics:</b> une, oon <b>Fiction Reader:</b> Keloğlan and the Magic Bowl <b>Factual Reader:</b> Travel tips list <b>Writing Time:</b> Travel tips
<b>PROGRESS CHECK UNITS 3 &amp; 4</b> pages 52-53		<b>DIGITAL LITERACY 1</b>  pages 54-55	
<b>UNIT 5</b> <b>SOUTH KOREA</b> pages 56-65	<b>VOCABULARY</b> play the guitar, speak Vietnamese, climb a tree, touch your toes, do taekwondo, jump rope fly, swim, hop, sing, walk, ride a horse	<b>GRAMMAR</b> Can you ...? Yes, I can. / No, I can't. I / He / She / They can ... I / He / She / They can't ...	<b>LITERACY</b> <b>Phonics:</b> ea, ee <b>Fiction Reader:</b> The Rabbit's Liver <b>Factual Reader:</b> Interview <b>Speaking Time:</b> Personal reactions to K-pop



<b>UNIT 6</b>  <b>ARGENTINA</b>  pages 66-75	<b>VOCABULARY</b> play soccer, watch TV, sing karaoke, play computer games, read books, play board games, draw, make models, listen to music, dance, paint, do puzzles	<b>GRAMMAR</b> What do you like doing? I like ...-ing. I don't like ...-ing. He / She likes ...-ing. He / She doesn't like ...-ing.	<b>LITERACY</b> <b>Phonics:</b> ai, ay <b>Fiction Reader:</b> The Toro Toronjil <b>Factual Reader:</b> Encyclopedia entry with illustration <b>Writing Time:</b> Encyclopedia entry
--	---	--	---

<b>PROGRESS CHECK UNITS 5 &amp; 6</b> pages 76-77	<b>GLOBAL CITIZENSHIP 2</b>  pages 78-79
---	---

<b>UNIT 7</b>  <b>MONGOLIA</b>  pages 80-89	<b>VOCABULARY</b> house, castle, boat, trailer, apartment, cave, ocean, desert, jungle, woods, city, country	<b>GRAMMAR</b> He / She / It lives in ... Where do you live? I live in ...	<b>LITERACY</b> <b>Phonics:</b> igh, y, ie <b>Fiction Reader:</b> The Golden Pitcher <b>Factual Reader:</b> Fact file, poster <b>Speaking Time:</b> Newscast
---	---	---	--

<b>UNIT 8</b>  <b>AUSTRALIA</b>  pages 90-99	<b>VOCABULARY</b> piano, trumpet, tambourine, violin, drums, recorder Sunday, Monday, Tuesday, Wednesday, Thursday, Friday, Saturday	<b>GRAMMAR</b> Do you play ...? Yes, I do. / No, I don't. Does he / she ... on ...? Yes, he / she does. No, he / she doesn't.	<b>LITERACY</b> <b>Phonics:</b> oa, ow <b>Fiction Reader:</b> Possum Up a Gum Tree <b>Factual Reader:</b> Digital quiz <b>Writing Time:</b> Survey and pictograph
--	--	--	---

<b>PROGRESS CHECK UNITS 7 &amp; 8</b> pages 100-101	<b>DIGITAL LITERACY 2</b>  pages 102-103
---	---

<b>UNIT 9</b>  <b>THAILAND</b>  pages 104-113	<b>VOCABULARY</b> airplane, bus, helicopter, car, train, motorcycle Multiples of ten: 10-100	<b>GRAMMAR</b> I don't go to ... by ... I go by ... He / She doesn't go to ... by ... He / She goes by ... How many ... are there? There are ...	<b>LITERACY</b> <b>Phonics:</b> ue, ew <b>Fiction Reader:</b> A Drop of Honey <b>Factual Reader:</b> News article <b>Speaking Time:</b> Awareness-raising campaign video
---	--	--	--

<b>UNIT 10</b>  <b>PERU</b>  pages 114-123	<b>VOCABULARY</b> shirt, pants, skirt, shoes, sweater, sneakers long, short, big, small, old, new	<b>GRAMMAR</b> This is ...'s ... These are ...'s ... He / She has ...	<b>LITERACY</b> <b>Phonics:</b> th <b>Fiction Reader:</b> The Myth of the Condor <b>Factual Reader:</b> Video with comments <b>Writing Time:</b> Video platform opinion comments
--	---	--	--

<b>PROGRESS CHECK UNITS 9 &amp; 10</b> pages 124-125	<b>GLOBAL CITIZENSHIP 3</b>  pages 126-127
--	---

<b>GRAMMAR GUIDE</b> page 128
-------------------------------





# CHARACTERS AND ICONS





## LOOK AND DO / LISTEN AND DO

Activities to interpret the picture  
of the unit opener pages



## WORLD MUSIC

Songs with a  
World Music flavor



## LISTEN

Audio tracks to practice  
listening skills



## TEMPLATE

Photocopiable Language File  
activities to use in class



**BE** sociable and creative.  
Know yourself!



**THINK** critically when  
you use information!



**LEARN** to do things by  
yourself. Learn how to learn!



**COLLABORATE / COMMUNICATE**  
with others. Teamwork is cool!

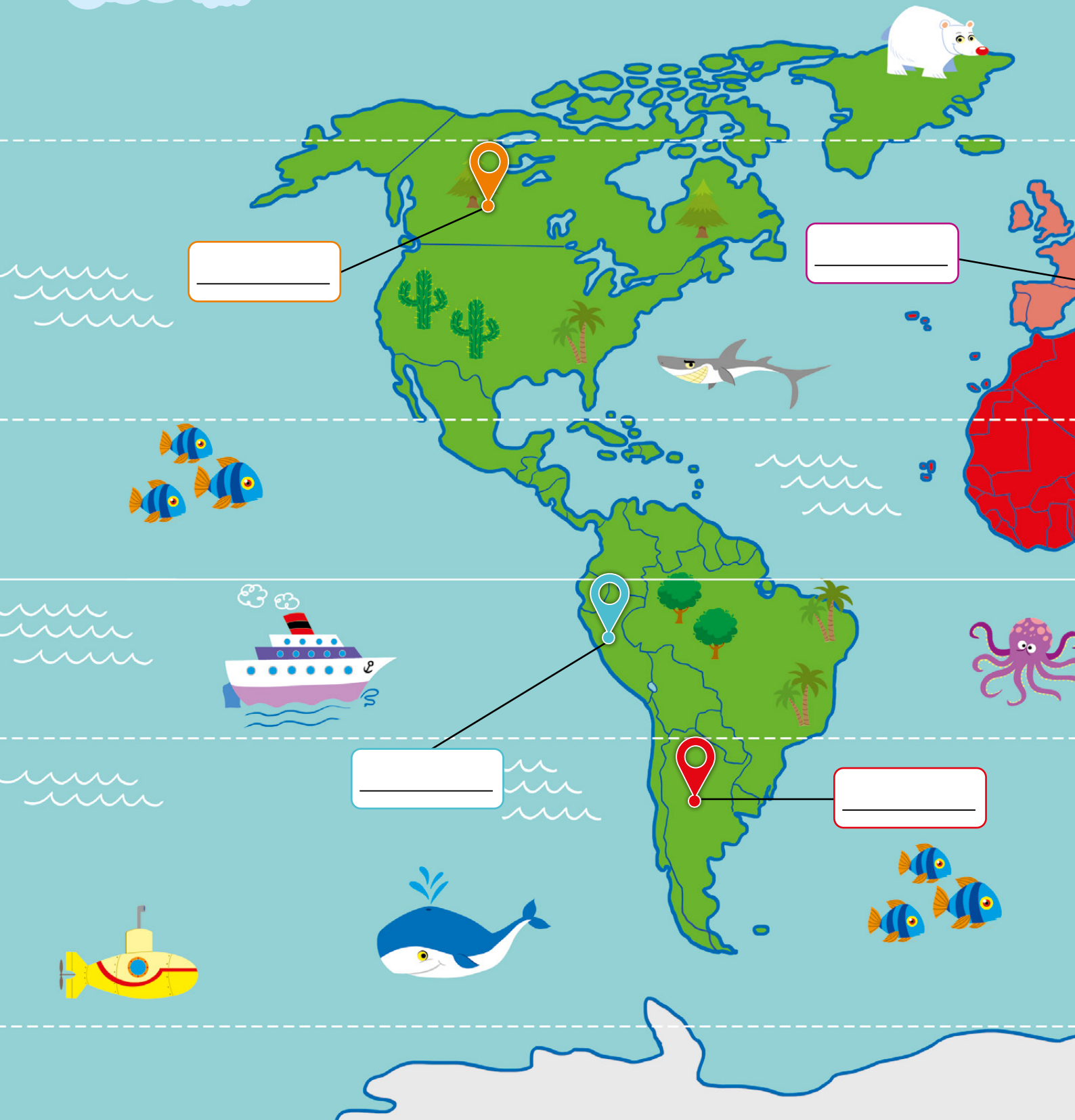


**ACT** respectfully.  
Be tolerant and friendly!





# WELCOME TO NEXT STATION!





Asia



Europe



Oceania



# UNIT 1

## CANADA

Welcome to  
Canada!

Ssh!







Look at the picture and circle.

There is a **panda / brown bear**  
in the **mountains / towns** in  
Canada.

STICKERS

PASSPORT



p.2



# UNIT 1

# LESSON 1

# VOCABULARY 1



**1** Listen, point, and say.

**1** stand up



**2** sit down



**3** talk



**4** clean up



**5** shout



**6** run



**2** Look and circle.



**1** shout / clean up

**2** talk / run

**3** stand up / sit down



**3** Play the Action Game.



Sit down.



**Don't shout.**  
**Sit down, please.**



**1** Listen, read, and say.



**2** Number in order.

1 up,  please.  Clean   
2 down.  Don't  sit



**3** Play the Please Game.







# UNIT 1

# LESSON 3

# SOUNDS GREAT



**1** Listen and chant.

Look at my cake!  
It's a snake in a lake.  
Take a plate!



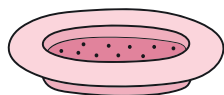
**2** Listen and say.

**a k e**

**a t e**



cake



plate



snake

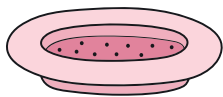


lake


**3** Look and write.



\_\_\_\_\_ake



\_\_\_\_\_ate



\_\_\_\_\_ake



\_\_\_\_\_ake



**4** Read the chant and underline *ake* and *ate*.

# 1 Look at the first and last pictures. Then check (✓).

The folktale is about ...

☐

the friendship of the Owl and the Raven.

☐

the colors of the Owl and the Raven.




## 2 Listen and read the folktale.

### The Owl and the Raven

A long time ago the Owl and the Raven were pure white.

Paint me a different color, please. Then I'll paint you too.



Okay, good idea!

The Raven paints black spots on the Owl.

Wow! I'm beautiful! Thank you, my friend! You can have these shoes.



Yippee! These shoes are amazing!

The Owl starts to paint the Raven. But the Raven hops around in his new shoes. The Owl can't do a good painting.



Sit down, please!

Sit down!

The Owl gets mad. She's very angry. Then she throws the can of paint on the Raven's head.



Kraa!  
Kraa!

Since that day, the owls have black spots, and the ravens are all black.



## 3 Read the folktale again. Then circle.

1 The Raven **listens** / **doesn't listen** to the Owl.

2 The Owl **is mad** / **isn't mad** with the Raven.



## 4 What do you think of the Owl's reaction? Talk to your friend.

I think she's right!

I think she isn't right!



**1** Listen, point, and sing. **The ABC Song.**

<b>1</b>		A	B	C	D	E	F	G	
	.	.	.	.	.	.	.	.	.
<b>2</b>	H	I	J	K	L	M	N		
	.	.	.	.	.	.	.	.	.
<b>3</b>	O	P	Q	R	S	T	U	V	
	.	.	.	.	.	.	.	.	.
<b>4</b>				W	X	Y	Z		

**2** Ask and answer.

Yellow, 3.

Brown, 4.

S.

Y.



**3** Complete. Then write the secret words.





How do you spell "snake"?





1 Listen, read, and say.



2 Number in order.

do  spell  you  How  "dog"? 

3 Ask and answer.



How do you spell "clock"?

C-l-o-c-k.



# 1 Read and circle.

- 1 This is **a printed** / **an online** magazine for **children** / **adults**.
- 2 It has **facts** / **feelings** about a **city** / **country**.
- 3 We find similar texts **in books** / **on the internet**.

1

Home Read Watch Play More

Search...

## 5 Fun Facts About Canada

3

4

1 The capital city is Ottawa, but the largest city is Toronto.

2

2 There are two official languages: English and French.

3 Ice hockey is the national winter sport.

4 A maple leaf is one of the symbols of Canada. There's a maple leaf on the Canadian flag.


5 The beaver is another of the national symbols.

Peace Tower, Ottawa

## 2 Number (1-4) the labels with the parts of the text in Activity 1.

Electronic menu ☐Photo ☐Photo caption ☐Title ☐

## 3 Go back to Activity 1. Write the fun fact numbers that describe the pictures.

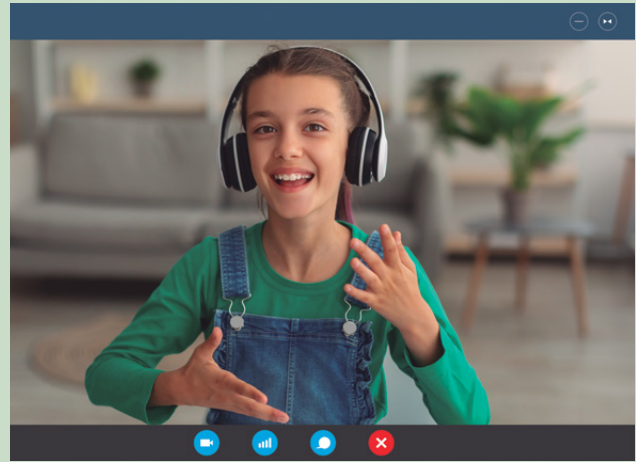


### THINK TWICE

- 1 Circle a fun fact that has new information for you.
- 2 Underline a fun fact that has information you already know.



**1** Listen to Rafael and Kate. Match the questions and answers.



Can I ask you some questions?  
 What's your full name?  
 How do you spell your last name?  
 Are you from Canada?  
 Is Montreal a big city?  
 Is it the capital of Canada?

Yes, I am.  
 T-R-E-M-B-L-A-Y.  
 Sure!  
 No, it isn't.  
 Kate Tremblay.  
 Yes, it is.



**2** Check (✓) the right answer.

In this interview, Rafael wants to ...

☐

ask for information.

☐

talk about his country.



**3** Interview your friend about his / her country or city. Follow the steps.

- 1** Write down the questions.
- 2** Take turns asking and answering the questions.
- 3** Tell the class something about your classmate.

### REMEMBER!

- **React (Cool! Amazing! Awesome!).**
- **Say *thank you* at the end.**