




CLIL BOOK
Ana Elisa Martins

2nd Edition



14
+ 15

CONTENTS

	SUBJECT	THEME	LANGUAGE	MY LEARNING GOALS
UNIT 1 FAMILY RECORDS pages 4-9	History	Ways of Registering Community Experiences	<ul style="list-style-type: none"> family members (grandpa, grandma, dad, mom, brother, sister) family timeline historical sources (letters, official documents, diaries, photographs, artifacts, interviews) My grandma and grandpa's wedding. 	Understand that a family history can be recorded in different ways.
UNIT 2 PROPERTIES OF MATERIALS pages 10-15	Science	Matter and Energy	<ul style="list-style-type: none"> school objects (board, clock, desk, door, pencil case, window) materials (wood, paper, plastic, glass) properties of materials (hard, soft, rigid, flexible, transparent, opaque, absorbent, waterproof) The book is made of paper. It's opaque. 	Identify the materials objects are made of and their basic properties.
UNIT 3 HOW MANY? pages 16-21	Math	Numbers	<ul style="list-style-type: none"> school objects (book, eraser, pencil, ruler, pen, backpack) comparing numbers (equal, less than, greater than) How many ... ? Three is greater than one. Ann has two more books than Paul. 	Compare the quantity of objects up to 10.
UNIT 4 WHAT DO YOU DO? pages 22-27	History	Work and Sustainability in the Community	<ul style="list-style-type: none"> professions (farmer, cook, actor, artist, doctor, teacher) workplaces (hospital, school, farm, restaurant, studio, theater) She's an artist. I would like to be a / an ... I grow all kinds of food. I'm a farmer. 	Understand the roles of different jobs in the community.
UNIT 5 LET'S PLAY! pages 28-33	PE	Games and Play	<ul style="list-style-type: none"> toys (doll, robot, kite, computer game, teddy bear, bike) traditional games (hopscotch, hide-and-seek, tag, musical chairs, marbles, elastics) My favorite toy is a ... 	Learn about traditional games that are part of our society.
UNIT 6 THE LIFE OF ANIMALS pages 34-39	Science	Life and Evolution	<ul style="list-style-type: none"> animals (cat, horse, mouse, dog, spider, frog, hamster, rabbit, iguana, bird, turtle, snake) needs of living things (water, food, air) life cycle (birth, growth, reproduction, death) characteristics (size, color, life stage, living place) size (big, small); color (green, orange); life stage (babies, adults); living place (water, land) It's a black horse. / It's a red frog. Some species are ... Others are ... 	Understand animal characteristics, such as size, color, stages of life, and habitat.

	SUBJECT	THEME	LANGUAGE	MY LEARNING GOALS
UNIT 7 BODY AND MOVEMENT pages 40-45	Art	Dance	<ul style="list-style-type: none"> parts of the body (arms, ears, eyes, feet, hair, hands, hips, legs, mouth, nose) body movement verbs (move, shake, stamp, clap) dances from different countries (ballet, breakdancing, tap dance, flamenco, belly dance, khon) Move your hips. / Clap your hands. 	Establish relationships between parts of the body and movements created in dances.
UNIT 8 WHERE IS YOUR SCHOOL? pages 46-51	Geography	Geographic Representation and Spatial Thinking	<ul style="list-style-type: none"> places in town (pool, park, zoo, mall, school, stadium, house, store, building) spatial representation (paintings, photographs, drawings, maps) points of view (from above, from above and the side) My neighborhood has more houses than stores. / many buildings. / lots of stores, malls, and parks. 	Identify and recognize places in the neighborhood.
UNIT 9 SOLVING PROBLEMS pages 52-57	Math	Numbers	<ul style="list-style-type: none"> tens, ones addition and subtraction strategies (standard form, expanded form, base-10 blocks) 10 plus 5 is equal to 15 Ann has 16 pears now. Paul sold 20 apples. 	Create and solve addition and subtraction problems.
UNIT 10 WHERE IS IT? pages 58-63	Geography	Geographic Representation and Spatial Thinking	<ul style="list-style-type: none"> furniture and objects (TV, chair, closet, bed, table, sofa, clock, backpack, pillow) position of objects (on, under, in, on the right of, on the left of, in front of, behind) The table is behind / in front of the board. It's on the left / right of the board. There's a TV in front of the sofa. 	Locate objects using specific vocabulary.

ICONS



LOOK AND DO / LISTEN AND DO
Activities to interpret the picture of the unit opener pages



LISTEN
Audio tracks to practice listening skills



BE



THINK



LEARN



**COLLABORATE /
COMMUNICATE**



ACT

UNIT 1

FAMILY RECORDS





Look and check (✓).

This is a family ...

tree. ☐


album. ☐



1 Listen and complete.



David



Mary



Albert



Linda

gr____ndp____

gr____ndm____

gr____ndp____

gr____ndm____




Edward



Kate

d____d

m____m



Daniel



Noah



Bella

br____th____r

s____st____r


2 Look at Noah's family timeline. Then write.

grandma

dad

brother

mom



1975

My grandma
and grandpa's
wedding.



1979

My _____'s
birth.



2004

My dad and
_____ 's
honeymoon.



2009

My _____'s
birth.

**3** Read and circle.

The timeline refers to events in the **past** / **present**.

**4** Look at Clara's timeline. Then draw yours and say.

2009

My mom and
dad's wedding.



2014

My birth.



2015

My first
birthday party.



2018

My first day at
school.



5 Listen and read.

History is all around us. Look at your home. It is full of clues about the past. They can help you understand the history of a place, person, or your family. These pieces of information are called **historical sources**.

Letters, official documents, diaries, photographs, artifacts, and interviews are some examples of historical sources.



letters



official documents



diaries



photographs



artifacts



interviews

THINK TWICE

1 Read and circle.

Official documents and letters are the only types of historical sources.

True / False

2 What's your favorite type of historical source?

6 Match the words and pictures. Then say.

1 letter

3 diary

5 official document

2 artifact

4 interview

6 photograph



7 Draw, color, and complete.

This _____ is a historical source.